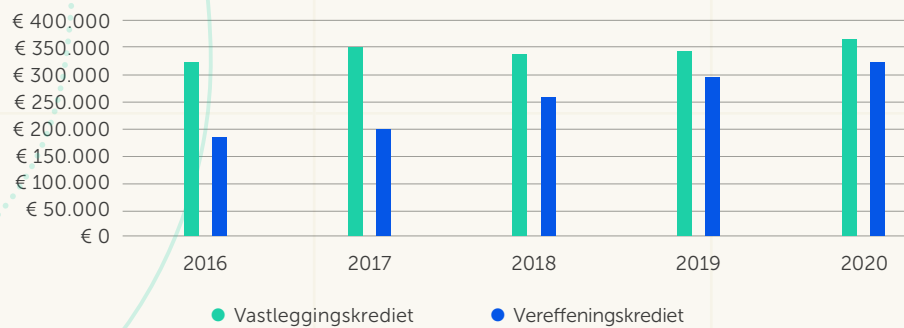
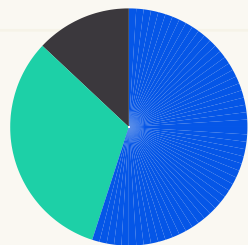


# HET FWO IN CIJFERS

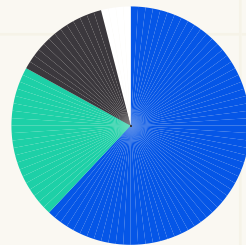
## EVOLUTIE INKOMSTEN



## TOELAGESPREIDING

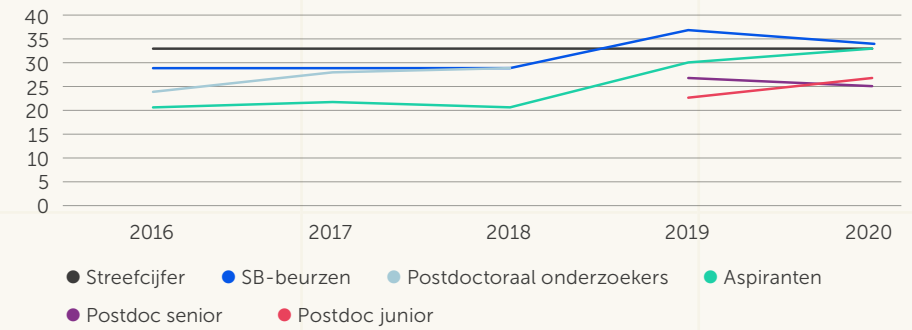


- 55% Onderzoeksprojecten
- 32% Mandaten
- 13% Infrastructuur

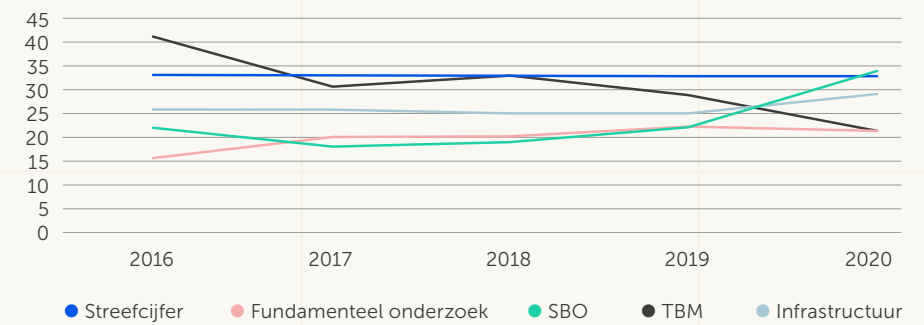


- 62% Fundamentele programma's
- 21% SBO-projecten en SB-beurzen
- 13% Infrastructuurprogramma's
- 4% TBM-projecten en Fund. Klin. Mandaten

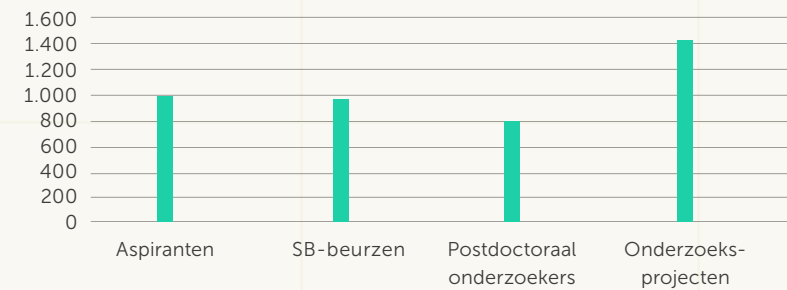
## EVOLUTIE SLAAGPERCENTAGES MANDATEN



## EVOLUTIE SLAAGPERCENTAGES ONDERZOEKSPROJECTEN



## ONDERZOEKERS IN FUNCTIE (OP 1.11.2020)



## VERHOUDING MANNEN EN VROUWEN IN FUNCTIE

